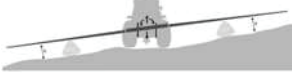


OPTIONS:



KITB-00400
LED beams



KITB-00420
Automatic leveling
Sonar controlled (2 sensors)




7+1

KITB-97300
Elevation + incline control
box 7+1



7+1

KITB-430
Integrated controller BRAVO-
180s (elevation + incline)



9+1

KITB-97400
Elevation + incline + Variable
Geometry control box 9+1



9+1


KITB-440
Integrated controller BRAVO-
400s (elevation + incline
+ Variable Geometry)

Technical specifications:

- ✓ Reinforced steel structure and steel boom tips, with forward and backward anti-collision system
- ✓ 5 lateral opening sections
- ✓ Hydraulic cylinder opening arm 1
- ✓ Independent hydraulic cylinder opening arm 2
- ✓ Auto leveling system
- ✓ Mechanical incline corrector
- ✓ Oven polymerized paint
- ✓ Stainless steel nozzle holder pipes
- ✓ Triple nozzle holders (50cms spread)
- ✓ 5,7, 9 water sectors (varies per version)
- ✓ 5 function Joystick + elevation
- ✓ Hydraulic lock
- ✓ Independent arm suspension
- ✓ Anti-whiplash mechanism

NOTE:

As an option, the joystick can be substituted by the integrated control panel ARAG 7+1; 9+1, (see options...)



CODE	METERS	NOZZLE HOLDERS	SECTORS
BL-183350	18	TRIJET	5
BL-183370	18	TRIJET	7
BL-183390	18	TRIJET	9
BL-213350	21	TRIJET	5
BL-213370	21	TRIJET	7
BL-213390	21	TRIJET	9
BL-243350	24	TRIJET	5
BL-243370	24	TRIJET	7
BL-243390	24	TRIJET	9



Lateral folding booms Q7: Simplicity in 5 sections

The Q7 boom is a high performance boom conceived for large areas of crops.

Its features include anti-whiplash effect system stock, horizontal suspension and vertical suspension in the arms.

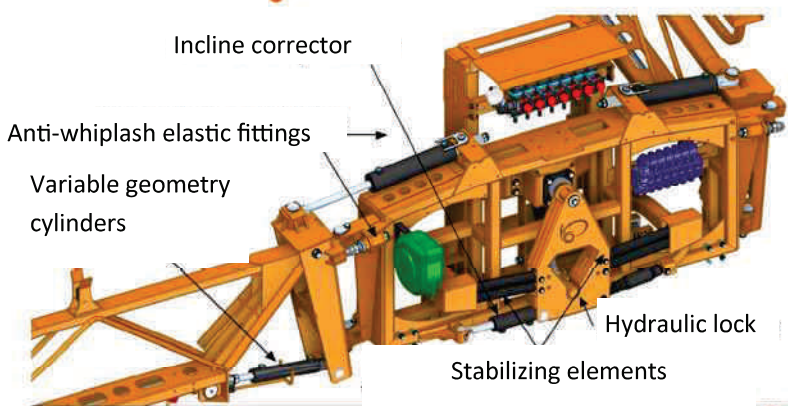
The functions in the stock model are controlled via a joystick.

The q7 boom is compatible with the SpeedX-Tronic system, as well as with air assisted sleeves.

For easier use on horticultural crops, or with sprayers, the second arm folds vertically.

The Q7 features 6 nozzles in the central body of the boom to balance the sections more evenly.

Just like the i7s, the q7 boom features a stabilizing mechanism which allows the cross section auto leveling mechanism to work when the incline corrector activates.



Incline corrector

Anti-whiplash elastic fittings

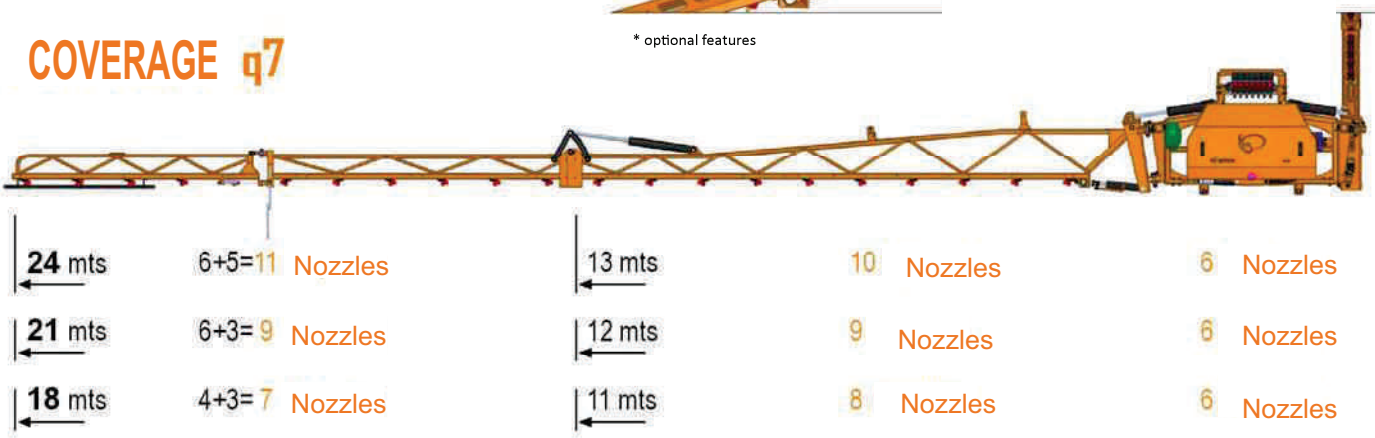
Variable geometry cylinders

Hydraulic lock

Stabilizing elements

* optional features

COVERAGE q7



Stock: 5 simple electro valves + 5 function joystick
(lock, arm 1 left/right, arm 2 left/right)